

Denbury Carbon Solutions, LLC

Post-Injection Site Care and Site Closure Plan


Leo Storage Facility, Simpson and Copiah Counties, Mississippi





TABLE OF CONTENTS

1.0 FACILITY INFORMATION	1
2.0 PREDICTED POSITION OF THE CO₂ PLUME AND ASSOCIATED PRESSURE FRONT AT SITE CLOSURE	1
2.1 Predicted Extent of CO ₂ Plume	4
2.2 Predicted Timeframe for Pressure Decline.....	18
2.3 Site-Specific Trapping Processes.....	46
2.3.1 Solubility Trapping Modeling	48
2.3.2 Residual Trapping Modeling.....	50
2.3.3 Mineral Trapping.....	51
3.0 POST-INJECTION MONITORING PLAN	51
3.1 Near Surface Monitoring	53
3.1.1 Soil Gas Monitoring.....	53
3.1.2 Groundwater and Lowermost USDW Monitoring	56
3.2 CO ₂ Plume and Pressure Front Tracking	60
3.2.1 Direct Monitoring Methods.....	60
3.2.2 Indirect Monitoring Methods	61
3.3 Schedule for Submitting Post-Injection Monitoring Results	62
3.4 Alternative Post-Injection Site Care Timeframe.....	62
4.0 NON-ENDANGERMENT DEMONSTRATION CRITERIA	62
4.1 Operational and post-injection phase monitoring data and information	63
4.2 Current AoR Evaluation	63
4.3 Location of USDWs	63
4.4 The status of potential conduits for fluid movement within the AoR	64
5.0 SITE CLOSURE PLAN	64
5.1 Surface Equipment Decommissioning	64
5.2 Monitoring Well Plugging	65
5.3 Site Restoration/Remedial Activities	65
5.4 Site Closure Reporting	65

LIST OF FIGURES







Acronyms/Abbreviations	Definition
AoR	Area of Review
ACZ	Above Confining Zone
BHP	Bottom Hole Pressure
BHT	Bottom Hole Temperature
CFR	Code of Federal Regulations
CRDS	Cavity Ring-Down Spectroscopy
EM	Electromagnetic
ERRP	Emergency and Remedial Response Plan
GSDT	Geologic Sequestration Data Tool
InSAR	Interferometric Synthetic Aperture Radar
IRMS	Isotope Ratio Mass Spectrometry
MMT	Metric Million Tons
MS	Mass Spectrometry
NAD27	North American Datum of 1927
P/T	Pressure and Temperature
PISC	Post-Injection Site Care and Site Closure
PNL	Pulsed Neutron Logging
QA	Quality Assurance
QASP	Quality Assurance and Surveillance Plan
QC	Quality Control
TVD	True Vertical Depth
UIC	Underground Injection Control
USDW	Underground Source of Drinking Water
USEPA	United States Environmental Protection Agency
USIT	Ultrasonic Imager Tool
VMP	Vapor Monitoring Points

1.0 FACILITY INFORMATION

Facility Name: Leo Storage Facility


Mailing Address: 5851 Legacy Circle, Suite 1200
Plano, Texas 75024

This Post-Injection Site Care and Site Closure (PISC) plan describes the activities that Denbury Carbon Solutions, LLC (Denbury) will perform to meet the requirements of 40 CFR 146.93. [REDACTED]


[REDACTED] Denbury will not cease post-injection monitoring until a demonstration of non-endangerment of underground source of drinking water USDWs and a notice of intent to close a Class VI project (40 CFR 146.93(d) has been submitted to the GSDT and approved by the underground injection control (UIC) Program Director pursuant to 40 CFR 146.93(b)(3). [REDACTED]

2.0 PREDICTED POSITION OF THE CO₂ PLUME AND ASSOCIATED PRESSURE FRONT AT SITE CLOSURE







2.1 PREDICTED EXTENT OF CO₂ PLUME











































2.2 PREDICTED TIMEFRAME FOR PRESSURE DECLINE


















































































2.3 SITE-SPECIFIC TRAPPING PROCESSES








2.3.1 Solubility Trapping Modeling






















3.1.2 Groundwater and Lowermost USDW Monitoring








3.2 CO₂ PLUME AND PRESSURE FRONT TRACKING

3.2.1 Direct Monitoring Methods



3.3 SCHEDULE FOR SUBMITTING POST-INJECTION MONITORING RESULTS



3.4 ALTERNATIVE POST-INJECTION SITE CARE TIMEFRAME

4.0 NON-ENDANGERMENT DEMONSTRATION CRITERIA


Prior to approval of the end of the post-injection phase, Denbury will submit a demonstration of non-endangerment of USDWs to the UIC Program Director, per 40 CFR 146.93(b)(2) and (3).

4.1 OPERATIONAL AND POST-INJECTION PHASE MONITORING DATA AND INFORMATION


A summary and synthesis of all testing and monitoring data collected during the injection and PISC phases of the project should be submitted to help demonstrate non-endangerment.



4.2 CURRENT AOR EVALUATION



4.3 LOCATION OF USDWS



4.4 THE STATUS OF POTENTIAL CONDUITS FOR FLUID MOVEMENT WITHIN THE AOR

5.0 SITE CLOSURE PLAN

